

[Official~Guide]] How Do I Book a Flight Using Chase Travel Ultimate Rewards Points Step by Step? (Complete 2026 Guide)

Booking flights 📞 1-888-483-9719 with points is one of the smartest ways to save money on travel. If you have points in the **Chase Ultimate Rewards®** 📞 1-888-483-9719 program, you can easily redeem them for flights through the **Chase Travel Portal**.

Learn how to book a flight using Chase Ultimate Rewards points 📞 1-888-483-9719 step by step. Complete guide, tips, FAQs, and support 1-888-483-9719.

But many travelers still ask:

👉 **How do I book a flight using Chase Ultimate Rewards points step by step?**

This comprehensive guide 📞 1-888-483-9719 walks you through the entire process—from logging in to confirming your booking—while also covering tips, fees, policies, and FAQs.

📞 **Need help booking your flight? Call Chase Travel Support at 1-888-483-9719**

What Are Chase Ultimate Rewards Points?

Chase Ultimate Rewards points 📞 1-888-483-9719 are earned through eligible credit cards such as:

- Chase Sapphire Preferred®
- Chase Sapphire Reserve®
- Chase Freedom cards

You can redeem these points for:

- Flights
- Hotels
- Rental cars
- Travel experiences

👉 The most popular use is booking flights 📞 1-888-483-9719 through the **Chase Travel Portal**, where points can have increased value depending on your card.

Step-by-Step: How to Book a Flight Using Chase Ultimate Rewards Points

Follow these simple steps to book your flight:

Step 1: Log Into Your Chase Account

- Visit the Chase 📞 1-888-483-9719 website or mobile app
 - Enter your login credentials
 - Access your dashboard
-

Step 2: Go to Ultimate Rewards

- Click on your credit card
 - Select **“Ultimate Rewards”**
 - Enter the rewards portal
-

Step 3: Click on “Travel”

- Navigate to the Travel section
 - This opens the Chase Travel Portal
-

Step 4: Search for Flights

Enter your travel details:

- Departure city
- Destination
- Travel dates
- Number of passengers

👉 Click search to view available flights.

Step 5: Compare Flight Options

You'll see multiple airlines and prices. You can:

- Filter by price, duration, airline
 - Choose preferred departure times
 - Compare economy, business, or first-class options
-

Step 6: Select Your Flight

Choose the flight 📞 1-888-483-9719 that fits your needs and budget.

Step 7: Choose Payment Method

You can pay using:

- Points only
- Cash only
- Points + cash

👉 Points value varies by card:

- Sapphire Preferred: ~1.25x value
 - Sapphire Reserve: ~1.5x value
-

Step 8: Enter Passenger Details

Fill in:

- Full name (as per ID)
 - Date of birth
 - Contact details
 - Frequent flyer number (optional)
-

Step 9: Review Booking Details

Double-check:

- Travel dates
 - Passenger info
 - Total points used
 - Final cost
-

Step 10: Confirm Booking

Click confirm and receive:

- Booking confirmation email
- Airline reservation number


 **Need help during booking? Call 1-888-483-9719**

Can You Use Points and Cash Together?

Yes, one of the biggest advantages of Chase Travel is flexibility.

You can:

- Use all points
- Use partial points + pay the rest in cash

 This makes booking accessible even with limited points.

Do You Earn Airline Miles When Booking with Points?

Yes, in most cases you can still earn miles if:

- The ticket is treated as a paid fare
- You enter your frequent flyer number

However, this may vary depending on airline policies.

Benefits of Booking Flights Through Chase Travel

1. Increased Points Value

Points can be worth more depending on your card.

2. Easy Comparison

Compare multiple airlines in one place.

3. Flexible Payment Options

Mix points and cash easily.

4. No Blackout Dates

Most flights are available for booking.

 Need help finding best deals? Call 1-888-483-9719

Things to Consider Before Booking

1. Third-Party Booking

Chase acts as an intermediary:

- Airline controls changes and cancellations
-

2. Limited Flexibility

Some tickets (like basic economy) may be restricted.

3. Customer Support Routing

You must contact Chase for changes—not the airline directly.

Common Problems and Solutions

Problem 1: Points Not Showing

Solution: Refresh account or log in again.

Problem 2: Booking Error

Solution: Try different browser or app.

Problem 3: Payment Failure

Solution: Check card or split payment.

Problem 4: Flight Not Available

Solution: Try alternate dates or airports.

 **Still facing issues? Call 1-888-483-9719**

Expert Tips to Maximize Chase Points

- Use Sapphire Reserve for highest redemption value
 - Compare portal prices vs airline prices
 - Book early for better availability
 - Avoid basic economy if flexibility matters
 - Consider transferring points to airline partners for premium cabins
-

Pros and Cons of Booking Flights with Chase Points

Pros

- ✓ Easy booking process
 - ✓ Flexible payment options
 - ✓ Higher redemption value
-

Cons

- ✗ Third-party booking limitations
 - ✗ Airline rules still apply
 - ✗ Some restrictions on cheap fares
-

Frequently Asked Questions (FAQs)

General Questions

1. How do I book a flight using Chase Ultimate Rewards points?

Log in, go to Ultimate Rewards, select travel, search flights, and book using points.

2. Can I use points and cash together?

Yes, Chase allows mixed payments.

3. Do I need enough points for full booking?

No, you can pay partially with cash.

4. Can I book flights for someone else?

Yes, you can enter any passenger details.

5. Is Chase Travel safe for booking flights?

Yes, it is a reliable and widely used platform.

Points & Rewards Questions

6. How much are Chase points worth?

Depends on your card (1.25x–1.5x value).

7. Do points expire?

No, as long as your account is active.

8. Can I transfer points to airlines?

Yes, to partners like United, Southwest, etc.

9. Can I get points back after cancellation?

Yes, if ticket is eligible.

10. Can I earn airline miles with points booking?

Usually yes, depending on airline.

Booking & Policy Questions

11. Can I book international flights?

Yes, worldwide flights are available.

12. Can I select seats?

Yes, depending on airline rules.

13. Are baggage fees included?

Usually not—depends on airline.

14. Can I upgrade my flight later?

Yes, if airline allows.

15. Can I book refundable tickets?

Yes, choose flexible fares.

Support Questions

16. Who do I contact for changes?

Chase Travel, not the airline.

17. Can I cancel my booking?

Yes, depending on fare rules.


18. Is support available 24/7?

Yes, for most travel needs.

19. What if booking fails?


Retry or contact support.

20. Chase Travel support number?

 1-888-483-9719

Final Thoughts

Booking a flight using Chase Ultimate Rewards points is simple, flexible, and rewarding when done correctly.

 Key takeaway:

You can book flights easily through the Chase Travel Portal using points, cash, or both—while still enjoying competitive pricing and rewards.

To get the best value:

- Compare options
- Use the right card
- Book flexible fares

 **For expert assistance, call 1-888-483-9719**